



Exa

DUNE
UNIQUE MATTERS

Roca



Exa

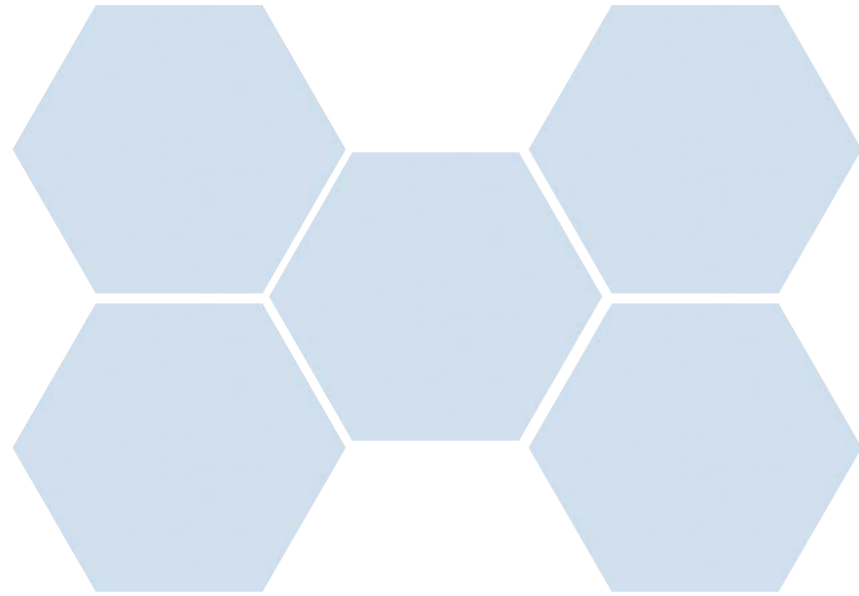
The Exa series stands out for its format and colours. On the one hand, the hexagonal format, one of the trendsetters in ceramics, is ideal for floors and walls to make a difference. In addition, the colourful range of colours makes this series suitable for any style. Exa tiles can therefore be combined with each other or with other series, such as Mintons or Flat. In terms of colours, Exa has a neutral colour palette, a pastel colour palette and a Victorian colour palette. So you can create a monochromatic space or combine pieces beyond the conventional by mixing and matching!

Exa Anise Green 5.9"x6.7"

Exa

Glazed Porcelain

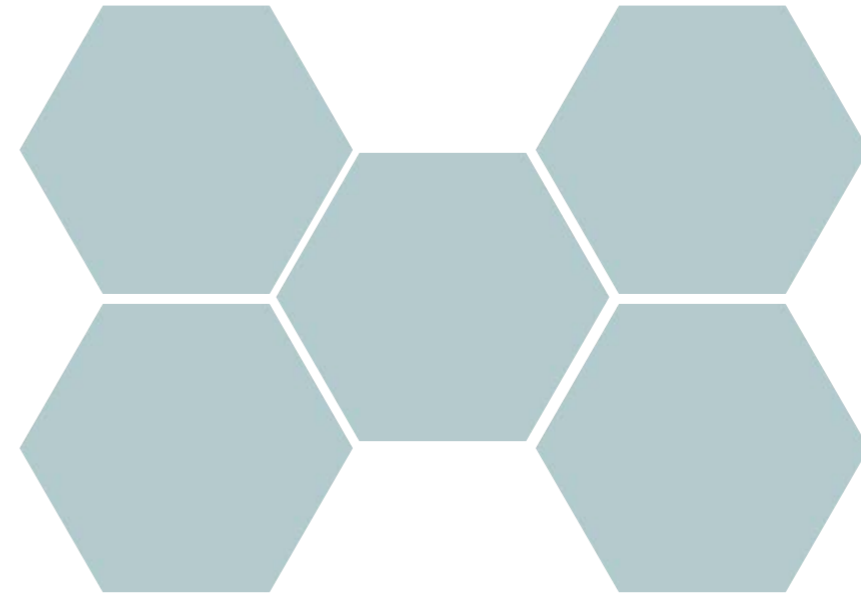
8mm  **5.9"x6.7"**
15x17 cm



Sky



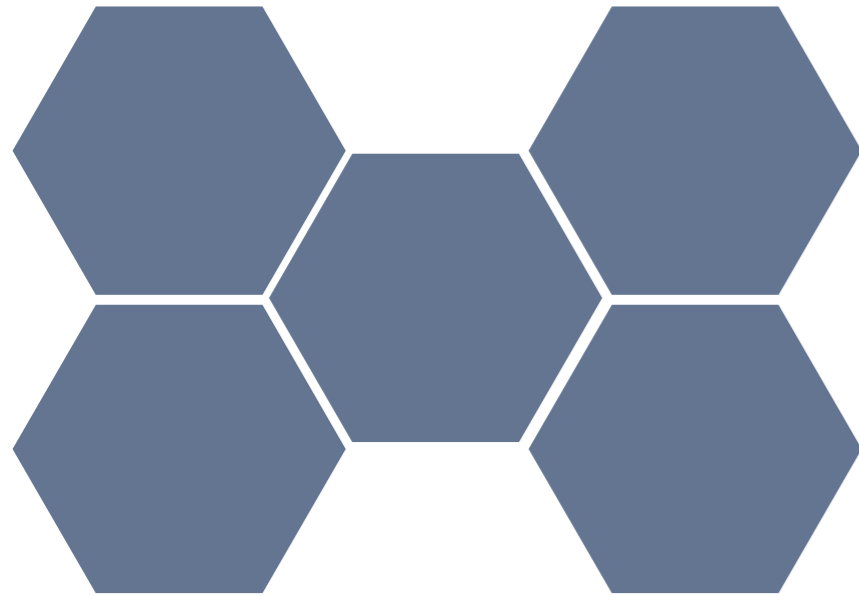
5.9"x6.7"
188693



Anise Green



5.9"x6.7"
188690



Indigo



5.9"x6.7"
188694



Forest



5.9"x6.7"
188691

Exa

Glazed Porcelain

Technical Specifications

CHARACTERISTICS	STANDARD	DECLARED ASTM
Dimensions	ISO 10545-2	± 0.5%
Water Absorption	ISO 10545-3	E ≤0.5%
Resistance to Surface Abrasion	ISO 10545-7	Class 3
Chemical Resistance	ISO 10545-13	GLA
Flatness	ISO 10545-2	± 0.5%
Scratch Hardness	67-101	6
Crazing Resistance	ISO 10545-11	Accomplish
Resistance to Stains	ISO 10545-14	5
Slip Resistance	41901 EX	Class 2
Breaking Strength	ISO 10545-4:9	≥350 lbf
Frost Resistance	ISO 10545-12	Accomplish
Slip Resistance	DIN 51130	R9
Slip Resistance (DCOF)	ANSI A326.3	>0.42

Packaging Information

Size	SF per carton	PC per carton	BX per pallet
5.9"x6.7"	558.11	26	105